

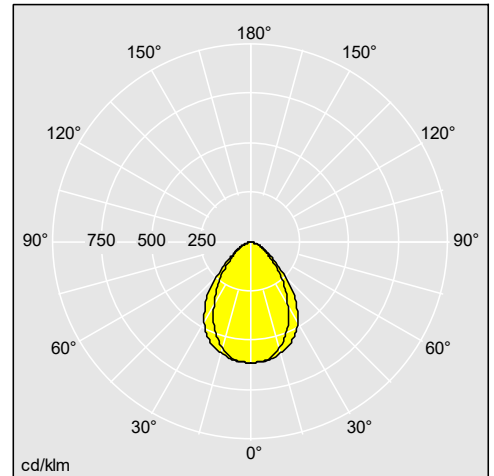
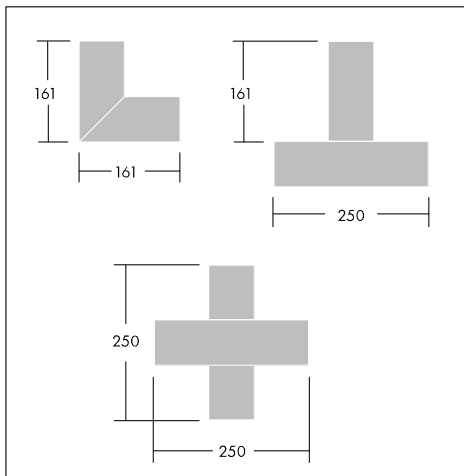

Equaline LED

Linear LED lighting in a simple and pure design

- Delivers excellent light output (up to 4800lm) with >80lm/W efficacy and very good glare control for office and education applications
- Can be surface mounted for direct illumination and suspended for direct/indirect illumination
- Available with a wide range of connectors and infill modules for creative design possibilities
- Part of a complete family with freestanding and wall mounted versions, allowing flexible, energy efficient design schemes with a coordinated aesthetic



Photographs, line drawings and photometric data are representative only. For specific product detail please select an individual product.



96241523

Material/Finish

Body: extruded anodised aluminium (close to RAL 7046)

End caps: die-cast aluminium, powder coated grey (close to RAL 7046)

Diffuser: acrylic

Installation/Mounting

For surface version individual luminaires are supplied with dedicated surface mounting brackets, for suspended and direct/indirect versions individual luminaires are supplied with adjustable wire suspension mounting, with quick-locks included. For System versions brackets or suspension kits are to be ordered separately. Maximum spacing recommended is 2.5m. Individual luminaires supplied with a 2.5m halogen free grey cable 5 x 0.75mm². For system versions mains cable is to be ordered separately.

Equaline LED

Specification

To specify state:

Surface mounted slim aluminium luminaire and acrylic diffuser with 1600lm and 3200lm outputs per individual length, mounted via dedicated surface brackets.

Mounted individually or in continuous lines, with dimmable versions.

As Thorn EquaLine LED (Surface).

Wire suspended slim aluminium luminaire and acrylic diffuser with 1600lm and 3200lm outputs per individual length, mounted via dedicated wire suspension brackets.

Mounted individually or in continuous lines, with dimmable versions.

As Thorn EquaLine LED (Suspended).

Wire suspended slim aluminium luminaire and acrylic diffuser with 2400lm and 4800lm outputs per individual length, mounted via dedicated wire suspension brackets.

Mounted individually or in continuous lines, with dimmable versions.

As Thorn EquaLine LED (Direct/Indirect).