


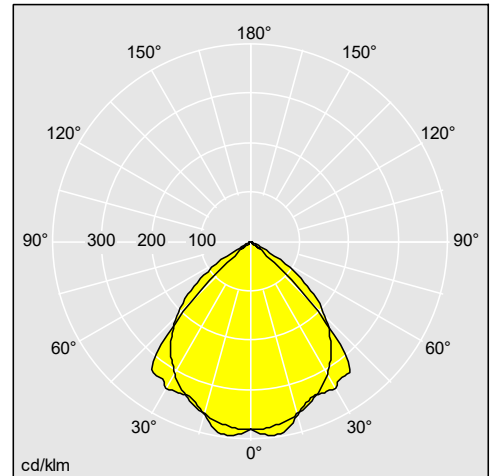
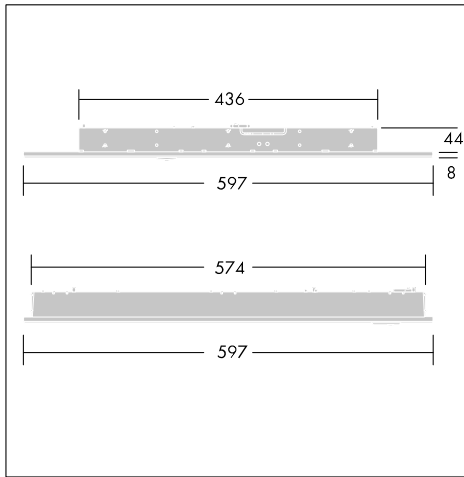

Omega Eco

Quick to install recessed modular luminaire with sensor options for greater energy savings

- Up to 70% energy savings possible with DALI and sensor version
- Pre-fitted lamps and quick access terminal block reduces the installation time
- Supplied with protective film which can be easily removed after the refurbishment is finished
- 70% LOR (UTE B / UGR<19 at 3000 cd) allows lower number of fittings vs 4x18W T26 (T8) and reduced maintenance cost; in line with EN12464-1



Photographs, line drawings and photometric data are representative only. For specific product detail please select an individual product.



96272723

Material/Finish

Body: steel sheet, white (RAL9016)

Louvre: highly reflective mirrorbrite aluminium

Installation/Mounting

Ceiling recessed: Suitable for lay in and pull up plasterboard installation.

FAST: lamps pre-fitted, gripple wire attached, quick access hatch and protective film.

Specification

To specify state:

A square shaped luminaire with mirrorbrite louvre (70% LOR) suitable for lay in and pull up plasterboard installation with fixed output/DALI/emergency/sensor option.

As Thorn Omega Eco.