







D-CO LED Driver Range Overview

		D-CO Mini DL	D-CO Mini Spot	D-CO 3DL	D-CO 6DL	D-CO 6DL Gyro	D-CO Wall Asym
							
		1,2W	1,2W	3,6W	7,2W	7,2W	1,6W
		Number of Fittings per Driver					
96107644	LED CONVERTER 8W DC24V	-	-	-	-	-	5
96107645	LED CONVERTER 25W DC24V	-	-	-	-	-	15
86455937	LED 0025 K210 24V One4all	-	-	-	-	-	15
96107646	LED CONVERTER 8W 350mA 100-240V 3PLUG	6	6	2	-	-	-
96107647	LED CONVERTER 12W 350mA 100-240V 6PLUG	10	10	3	-	-	-
96107648	LED CONVERTER 6W 350mA 230V DIMM	5	5	1	-	-	-
96107649	LED CONVERTER 15W 350mA 230V DIMM	12	12	4	2	2	-
96107650	LED MULTIPLUG 3WAY SERIES	3	3	3	-	-	-
96107651	LED MULTIPLUG 6WAY SERIES	6	6	6	-	-	-