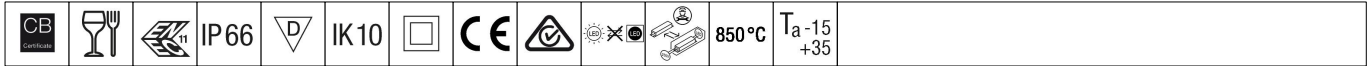


# Katona

# THORN


96631535 KAT RD SE 900-840 HF



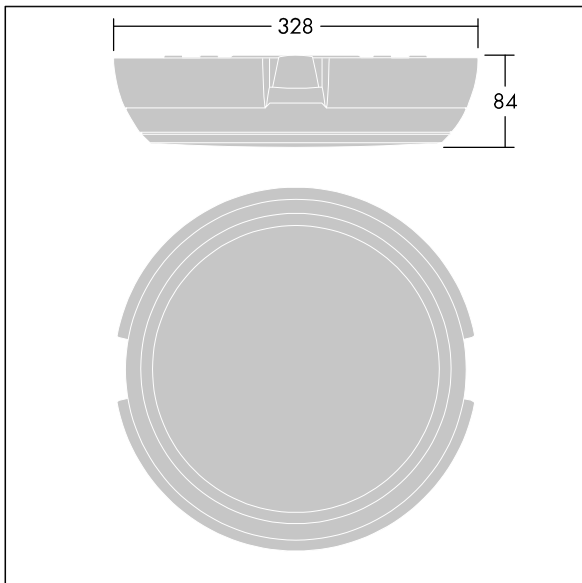
## Katona

A round functional LED luminaire with deep body for side entry wiring capability, can be used with up to Ø20mm surface mounted conduit. Fixed output LED driver. Body: polycarbonate. Diffuser: opal polycarbonate. Class II electrical, IP66, IK10. Complete with 4000K LED. Suitable for direct mounting to wall or ceiling. Loop-in, loop-out is possible for cables up to 2.5mm<sup>2</sup>. BESA compatible.

Dimensions: Ø328 x 84 mm  
Luminaire input power: 8.3 W  
Luminaire luminous flux: 900 lm  
Luminaire efficacy: 108 lm/W  
Weight: 1.47 kg



TLG\_KATO\_F\_RD\_deep\_PDB.jpg



TLG\_KATO\_M\_RD\_FRAME\_LDS.wmf

This product contains a light source of energy efficiency class C.

All values marked with an \* are rated values. Thorn uses tried and tested components from leading suppliers, however there may be isolated instances of technology-related failures of individual LEDs during the rated product lifetime. International standards set the tolerance in initial flux and connected load at ±10%. Unless stated otherwise, the values apply to an ambient temperature of 25°C.

Thorn Lighting is constantly developing and improving its products. The right is reserved to change specifications without prior notification or public announcement.  
© Thorn Lighting