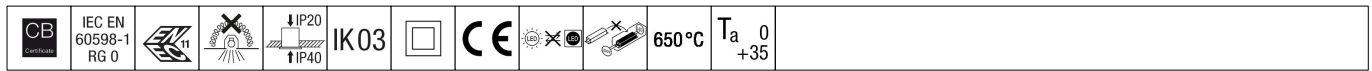


## Omega Pro 2

92916753 OP2 4400-927-65 CKIT+ MPT BC E3D Q625

+ ANT: open area emergency optic




### Omega Pro 2

A recessed/surface/suspended, edge-lit LED luminaire. LED driver, Wireless connection via app with Bluetooth® 4.x - basicDIM Wireless with 3 hour, Self/DALI Addressable test, emergency lighting circuit. Class II electrical, IP40\_IP20, Impact strength: IK03. Body: sheet steel, finished white (close to RAL9016). Diffuser: UV-stabilised polycarbonate microprismatic optic for maximised spacing with central control pod hole. Electrical connection via 7 pole piano key terminals, loop-in/loop-out possible. Complete with VCT technology (variable colour temperature), stepless tunable from 2700-6500K, DT8., Colour Rendering Index min.: 90

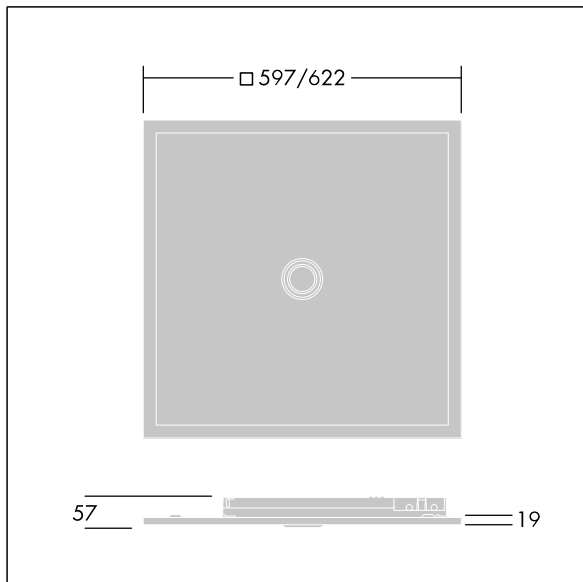
Radio definition: basicDIM Wireless - Bluetooth® 4.x,  
Radio frequency: 2.4...2.483 GHz, Radio power: +4 dBm.

Dimensions: 622 x 622 x 57 mm  
Luminaire input power: 48.2 W  
Luminaire luminous flux: 4450 lm  
Luminaire efficacy: 92 lm/W  
Weight: 6.4 kg

Equipped with:  
Optics transparent polycarbonate lens for anti-panic emergency lighting. Set of three lenses supplied with the luminaire.



TLG\_OMP2\_F\_QMPT\_E3\_PDB.jpg



TLG\_OMP2\_M\_QKIT.wmf

All values marked with an \* are rated values. Thorn uses tried and tested components from leading suppliers, however there may be isolated instances of technology-related failures of individual LEDs during the rated product lifetime. International standards set the tolerance in initial flux and connected load at ±10%. Unless stated otherwise, the values apply to an ambient temperature of 25°C.

Thorn Lighting is constantly developing and improving its products. The right is reserved to change specifications without prior notification or public announcement.  
© Thorn Lighting