







Thor Bollard

96264257 TR B W 10L25 740 R/S CL1 MPL

THORN

ISO 9223 C5	IP66	IK10							T _a 25	T _a 50	
----------------	------	------	---	---	---	---	---	---	-------------------	-------------------	--

Thor Bollard

An elegant vandal resistant radially symmetric slim bollard with high performance optic. For Electronic, fixed output control gear. IP66 Electrical Class I. Column and Base: aluminium (EW AW 6060). Canopy: die-cast aluminium (EN AC 44300). Diffuser: Clear anti UV polycarbonate. Gear Box: polycarbonate. Canopy and Column colour: powder coated anthracite (close to RAL7043) (close to RAL7043). Ready to install prewired luminaire. Connection box required, to be ordered separately. Complete with 4000K LED

Flange mounting: 4 x anchor bolts M14 (to be ordered separately), spacing: 200mm

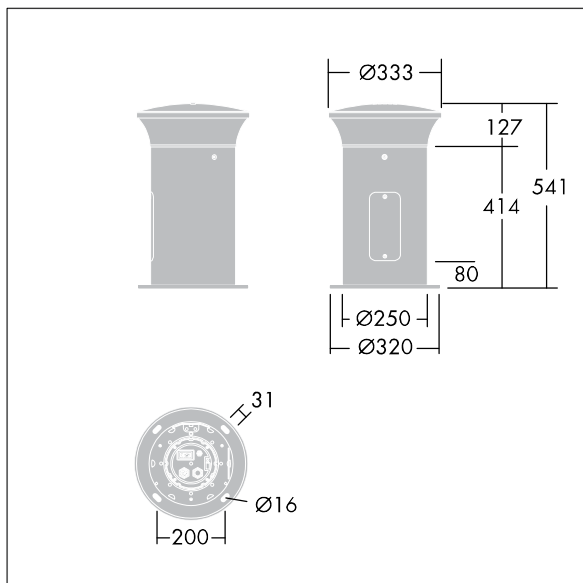
Dimensions: 250 x 250 x 541 mm

Luminaire input power: 8.9 W

Weight: 9 kg



TLG_ADLB_F_WIDE.jpg



TLG_ADLB_M_WIDE.wmf

This product contains a light source of energy efficiency class D.

All values marked with an * are rated values. Thorn uses tried and tested components from leading suppliers, however there may be isolated instances of technology-related failures of individual LEDs during the rated product lifetime. International standards set the tolerance in initial flux and connected load at $\pm 10\%$. Unless stated otherwise, the values apply to an ambient temperature of 25°C.

Thorn Lighting is constantly developing and improving its products. The right is reserved to change specifications without prior notification or public announcement.
© Thorn Lighting

Thor Bollard

96264257 TR B W 10L25 740 R/S CL1 MPL

THORN