









96632488 KAT RD SE 1800-840 HF E3

	IP66		IK10					850°C		T _a 0 +25
---	------	---	------	---	---	---	---	-------	---	-------------------------

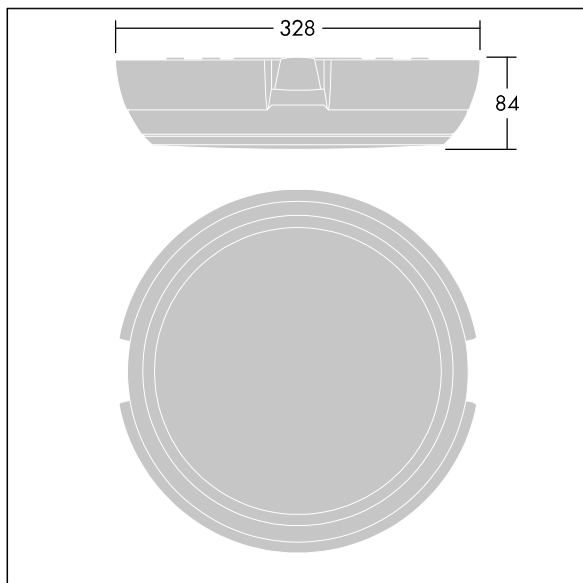
Katona

A round functional LED luminaire with deep body for side entry wiring capability, can be used with up to Ø20mm surface mounted conduit. Fixed output LED driver with 3 hour, manual test, emergency lighting circuit. Body: polycarbonate. Diffuser: opal polycarbonate. Class II electrical, IP66, IK10. Complete with 4000K LED. Suitable for direct mounting to wall or ceiling. Loop-in, loop-out is possible for cables up to 2.5mm². BESA compatible.

Dimensions: Ø328 x 84 mm
 Luminaire input power: 16.3 W
 Luminaire luminous flux: 1750 lm
 Luminaire efficacy: 107 lm/W
 Weight: 0.14 kg



TLG_KATO_F_RD_deep_PDB.jpg



TLG_KATO_M_RD_FRAME_LDS.wmf

This product contains a light source of energy efficiency class C.