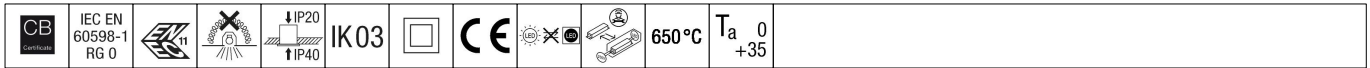


# Omega Pro 2

96633090 OP2 4400-840 CKIT+ MPT Q625


THORN



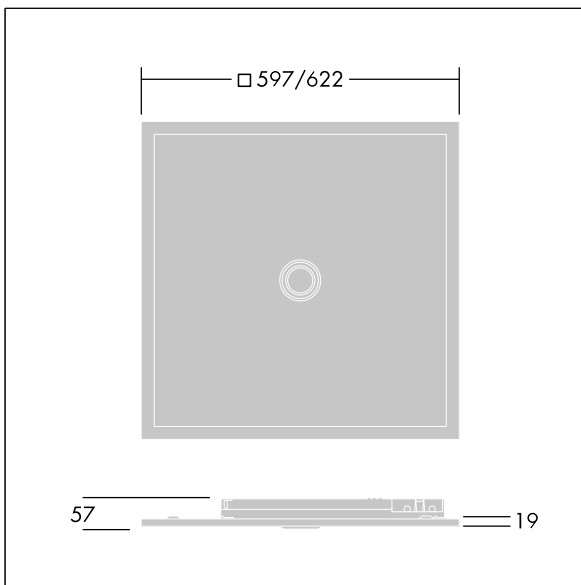
## Omega Pro 2

A recessed/surface/suspended, edge-lit LED luminaire. LED driver, DALI-2 dimmable. Class II electrical, IP40\_IP20, Impact strength: IK03. Body: sheet steel, finished white (close to RAL9016). Diffuser: UV-stabilised polycarbonate microprismatic optic for maximised spacing with central control pod hole. Electrical connection via 7 pole piano key terminals, loop-in/loop-out possible. Complete with 4000K LED, Colour Rendering Index min.: 80

Dimensions: 622 x 622 x 57 mm  
Luminaire input power: 35 W  
Luminaire luminous flux: 4450 lm  
Luminaire efficacy: 127 lm/W  
Weight: 5.75 kg



TLG\_OMP2\_F\_QMPTKIT\_PDB.jpg



TLG\_OMP2\_M\_QKIT.wmf

This product contains a light source of energy efficiency class D.

All values marked with an \* are rated values. Thorn uses tried and tested components from leading suppliers, however there may be isolated instances of technology-related failures of individual LEDs during the rated product lifetime. International standards set the tolerance in initial flux and connected load at ±10%. Unless stated otherwise, the values apply to an ambient temperature of 25°C.

Thorn Lighting is constantly developing and improving its products. The right is reserved to change specifications without prior notification or public announcement.  
© Thorn Lighting