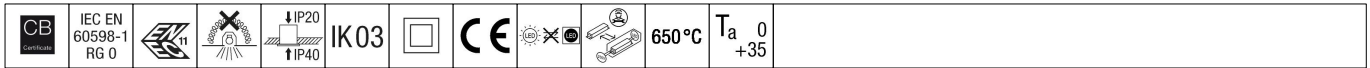


# Omega Pro 2

92913231 OP2 3800-840 MPT HFIX Q600


THORN



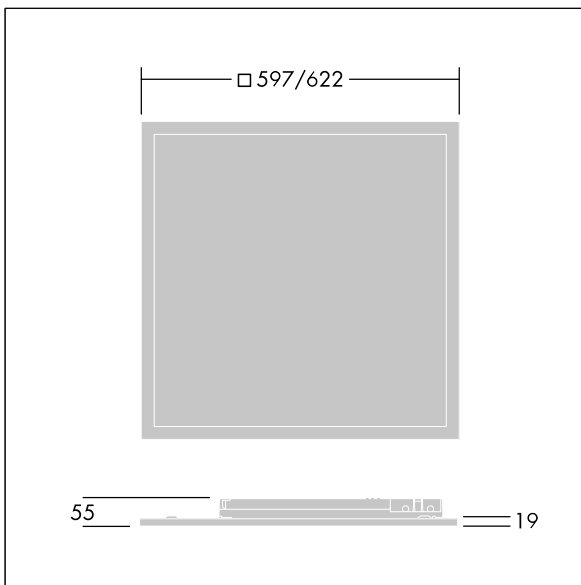
## Omega Pro 2

A recessed/surface/suspended, edge-lit LED luminaire. LED driver, DALI-2 dimmable. Class II electrical, IP40\_IP20, Impact strength: IK03. Body: sheet steel, finished white (close to RAL9016). Diffuser: UV-stabilised polycarbonate microprismatic optic for maximised spacing. Electrical connection via piano key terminals, loop-in/loop-out possible. Complete with 4000K LED, Colour Rendering Index min.: 80

Dimensions: 597 x 597 x 55 mm  
Luminaire input power: 29.1 W  
Luminaire luminous flux: 3800 lm  
Luminaire efficacy: 131 lm/W  
Weight: 5.05 kg



TLG\_OMP2\_F\_QMPT\_PDB.jpg



TLG\_OMP2\_M\_Q.wmf

This product contains a light source of energy efficiency class D.

All values marked with an \* are rated values. Thorn uses tried and tested components from leading suppliers, however there may be isolated instances of technology-related failures of individual LEDs during the rated product lifetime. International standards set the tolerance in initial flux and connected load at ±10%. Unless stated otherwise, the values apply to an ambient temperature of 25°C.

Thorn Lighting is constantly developing and improving its products. The right is reserved to change specifications without prior notification or public announcement. © Thorn Lighting