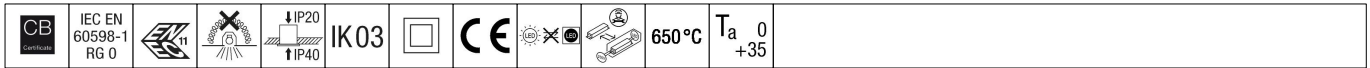


Omega Pro 2


92913996 OP2 4400-830 CKIT HX Q600



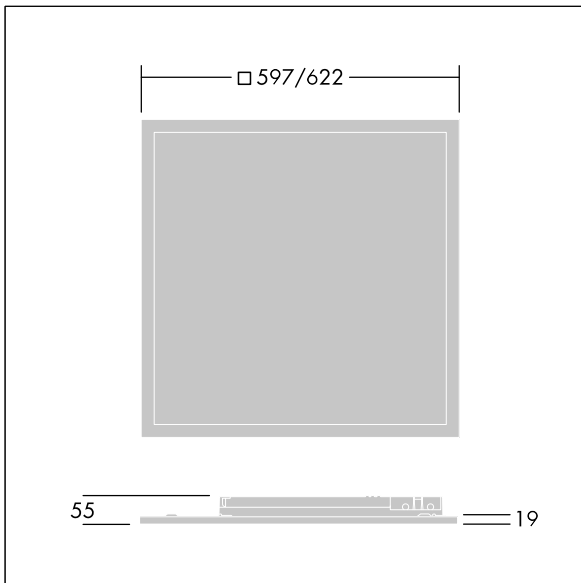
Omega Pro 2

A recessed/surface/suspended, edge-lit LED luminaire. LED driver, DALI-2 dimmable. Class II electrical, IP40_IP20, Impact strength: IK03. Body: sheet steel, finished white (close to RAL9016). Diffuser: UV-stabilised polycarbonate hexagonal comfort optic. Electrical connection via 7 pole piano key terminals, loop-in/loop-out possible. Complete with 3000K LED, Colour Rendering Index min.: 80

Dimensions: 597 x 597 x 55 mm
 Luminaire input power: 32.9 W
 Luminaire luminous flux: 4150 lm
 Luminaire efficacy: 126 lm/W
 Weight: 5.35 kg



TLG_OMP2_F_QH_PDB.jpg



TLG_OMP2_M_Q.wmf

This product contains a light source of energy efficiency class E.

All values marked with an * are rated values. Thorn uses tried and tested components from leading suppliers, however there may be isolated instances of technology-related failures of individual LEDs during the rated product lifetime. International standards set the tolerance in initial flux and connected load at ±10%. Unless stated otherwise, the values apply to an ambient temperature of 25°C.

Omega Pro 2

92913996 OP2 4400-830 CKIT HX Q600

THORN