






Omega Pro 2

92915419 OP2 4400-840 CKIT MPT Q625


THORN

CB	IEC EN 60598-1 RG 0			IK03				650°C	T _a 0 +35
----	---------------------------	---	---	------	---	---	---	-------	-------------------------

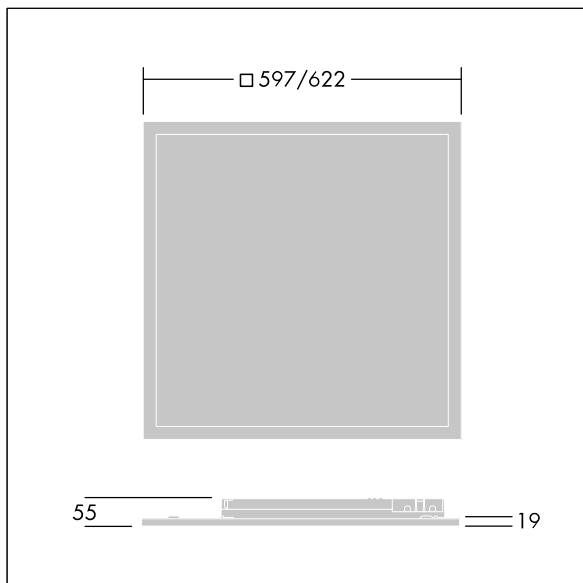
Omega Pro 2

A recessed/surface/suspended, edge-lit LED luminaire.
LED driver, DALI-2 dimmable. Class II electrical,
IP40_IP20, Impact strength: IK03. Body: sheet steel,
finished white (close to RAL9016). Diffuser: UV-stabilised
polycarbonate microprismatic optic for maximised spacing.
Electrical connection via 7 pole piano key terminals, loop-
in/loop-out possible. Complete with 4000K LED, Colour
Rendering Index min.: 80

Dimensions: 622 x 622 x 55 mm
Luminaire input power: 35 W
Luminaire luminous flux: 4450 lm
Luminaire efficacy: 127 lm/W
Weight: 5.75 kg



TLG_OMP2_F_QMPT_PDB.jpg



TLG_OMP2_M_Q.wmf

This product contains a light source of energy efficiency class D.

All values marked with an * are rated values. Thorn uses tried and tested components from leading suppliers, however there may be isolated instances of technology-related failures of individual LEDs during the rated product lifetime. International standards set the tolerance in initial flux and connected load at $\pm 10\%$. Unless stated otherwise, the values apply to an ambient temperature of 25°C.

Thorn Lighting is constantly developing and improving its products. The right is reserved to change specifications without prior notification or public announcement.
© Thorn Lighting