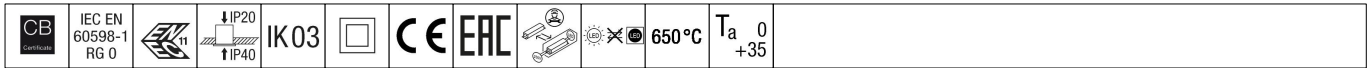


# Omega Pro 2 Mini

96634312 OP2 900-940 OP HF Q300 MRP


THORN



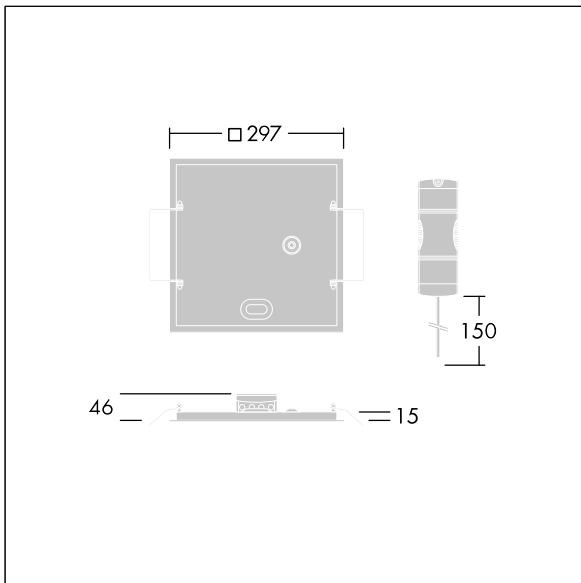
## Omega Pro 2 Mini

A shallow, versatile edge lit LED luminaire for lay-in and plasterboard ceilings as well as surface mounting with additional collar. LED driver, Fixed output. Class II electrical, IP20, Impact strength: IK03. Body: sheet steel, finished white (close to RAL9016). Diffuser: UV-stabilised polymethylmethacrylate opal optic for wide light distribution. Electrical connection via piano key terminals, loop-in/loop-out possible. Complete with 4000K LED, Colour Rendering Index min.: 90

Dimensions: 297 x 297 x 46 mm  
Luminaire input power: 10.5 W  
Luminaire luminous flux: 855 lm  
Luminaire efficacy: 81 lm/W  
Weight: 1.43 kg



TLG\_OMP2\_F\_Q30P.jpg



TLG\_OMP2\_M\_Q3.wmf

This product contains a light source of energy efficiency class D.

All values marked with an \* are rated values. Thorn uses tried and tested components from leading suppliers, however there may be isolated instances of technology-related failures of individual LEDs during the rated product lifetime. International standards set the tolerance in initial flux and connected load at  $\pm 10\%$ . Unless stated otherwise, the values apply to an ambient temperature of 25°C.

Thorn Lighting is constantly developing and improving its products. The right is reserved to change specifications without prior notification or public announcement.  
© Thorn Lighting

# Omega Pro 2 Mini

96634312 OP2 900-940 OP HF Q300 MRP

THORN