





Omega Pro 2 Mini

96634318 OP2 1800-940 OP HFIX Q300 MRP

THORN

CB	IEC EN 60598-1 RG 0		IK03		CE	EAC			650°C	T _a 0 +35
----	---------------------------	---	------	---	----	-----	---	---	-------	-------------------------

Omega Pro 2 Mini

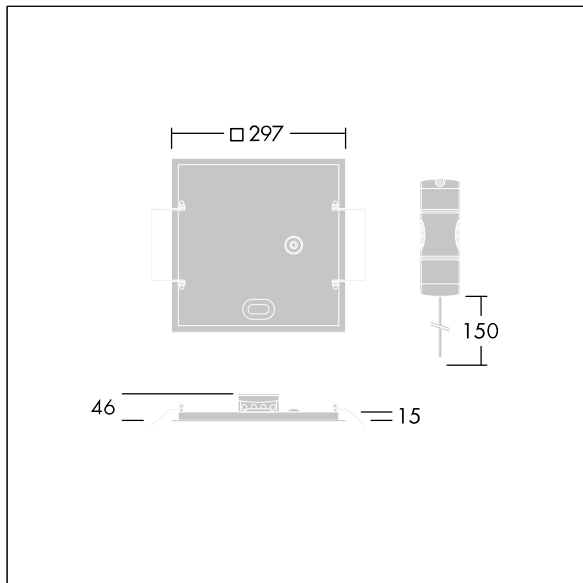
A shallow, versatile edge lit LED luminaire for lay-in and plasterboard ceilings as well as surface mounting with additional collar. LED driver, DALI-2 dimmable. Class II electrical, IP20, Impact strength: IK03. Body: sheet steel, finished white (close to RAL9016). Diffuser: UV-stabilised polymethylmethacrylate opal optic for wide light distribution. Electrical connection via piano key terminals, loop-in/loop-out possible. Complete with 4000K LED, Colour Rendering Index min.: 90

..

Dimensions: 297 x 297 x 46 mm
Luminaire input power: 18.3 W
Luminaire luminous flux: 1710 lm
Luminaire efficacy: 93 lm/W
Weight: 1.46 kg



TLG_OMP2_F_Q3OP.jpg



TLG_OMP2_M_Q3.wmf

This product contains a light source of energy efficiency class D.

All values marked with an * are rated values. Thorn uses tried and tested components from leading suppliers, however there may be isolated instances of technology-related failures of individual LEDs during the rated product lifetime. International standards set the tolerance in initial flux and connected load at $\pm 10\%$. Unless stated otherwise, the values apply to an ambient temperature of 25°C.

Thorn Lighting is constantly developing and improving its products. The right is reserved to change specifications without prior notification or public announcement.
© Thorn Lighting