









Omega Pro 2

THORN

92921166 OP2 4400-840 CKIT+ MPT E3 Q600

+ ANT: open area emergency optic


	IEC EN 60598-1 RG 0				IK03					650°C	T _a 0 +35	
---	---------------------------	---	---	---	------	---	---	---	---	-------	-------------------------	--

Omega Pro 2

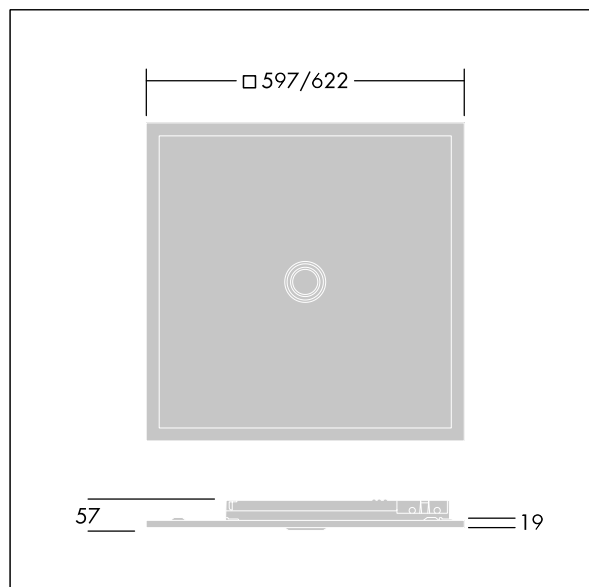
A recessed/surface/suspended, edge-lit LED luminaire. LED driver, DALI-2 dimmable with 3 hour, manual test, emergency lighting circuit. Class II electrical, IP40_IP20, Impact strength: IK03. Body: sheet steel, finished white (close to RAL9016). Diffuser: UV-stabilised polycarbonate microprismatic optic for maximised spacing with central control pod hole. Electrical connection via 7 pole piano key terminals, loop-in/loop-out possible. Complete with 4000K LED, Colour Rendering Index min.: 80

Dimensions: 597 x 597 x 57 mm
Luminaire input power: 35 W
Luminaire luminous flux: 4450 lm
Luminaire efficacy: 127 lm/W
Weight: 5.91 kg

Equipped with:
Optics transparent polycarbonate lens for anti-panic emergency lighting. Set of three lenses supplied with the luminaire.



TLG_OMP2_F_QMPTKIT_PDB.jpg



TLG_OMP2_M_QKIT.wmf

All values marked with an * are rated values. Thorn uses tried and tested components from leading suppliers, however there may be isolated instances of technology-related failures of individual LEDs during the rated product lifetime. International standards set the tolerance in initial flux and connected load at $\pm 10\%$. Unless stated otherwise, the values apply to an ambient temperature of 25°C.

Thorn Lighting is constantly developing and improving its products. The right is reserved to change specifications without prior notification or public announcement.
© Thorn Lighting

Omega Pro 2

92921166 OP2 4400-840 CKIT+ MPT E3 Q600

+ ANT: open area emergency optic

THORN