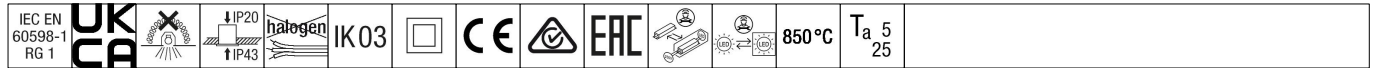


92943782 CETUS3 S LCS HF E3 RWH




Cetus

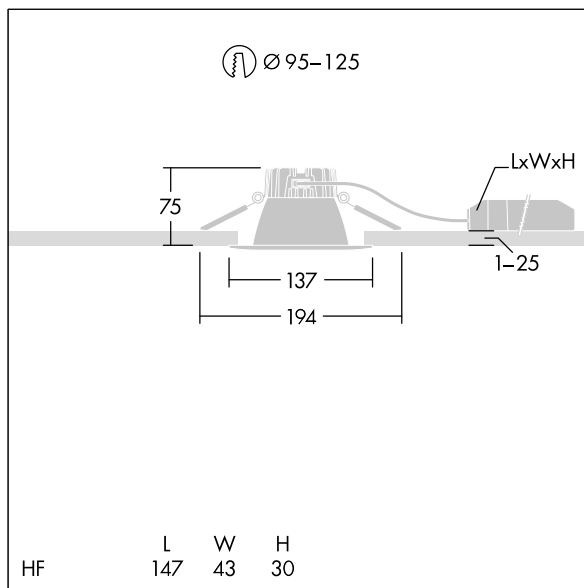
A low height, recessed LED downlight. Suitable for ceiling cut-outs Ø95-125 mm for easy refurbishments or fast initial installations. Remote, pluggable, Fixed output LED driver with 3 hour, manual test, emergency lighting circuit. Body: die-cast aluminium for thermal management. Diffuser: polycarbonate, smooth reflector in finish with wide beam. Reflector and trim: high quality, highly reflective polycarbonate. Class II electrical, IP43_IP20. Spring clips suitable for ceiling thicknesses from 1 to 25 mm.

For installation in concrete ceilings please contact sales
 Equipped with LCS technology, with two lumen outputs (800lm and 1500lm) and three colour temperatures (3000K, 3500K and 4000K) selectable from below by a rotary switch. Pre-set to 4000K, high luminous flux.

Dimensions: Ø137 x 80 mm
 Luminaire input power: 15.9 W
 Luminaire luminous flux: 1509 lm
 Luminaire efficacy: 95 lm/W
 Weight: 0.57 kg



TLG_CTU3_F_S_LED_RWH_Persp.jpg



TLG_CTU3_M_HFS.wmf

This product contains a light source of energy efficiency class D.

All values marked with an * are rated values. Thorn uses tried and tested components from leading suppliers, however there may be isolated instances of technology-related failures of individual LEDs during the rated product lifetime. International standards set the tolerance in initial flux and connected load at ±10%. Unless stated otherwise, the values apply to an ambient temperature of 25°C.

Cetus

92943782 CETUS3 S LCS HF E3 RWH

THORN