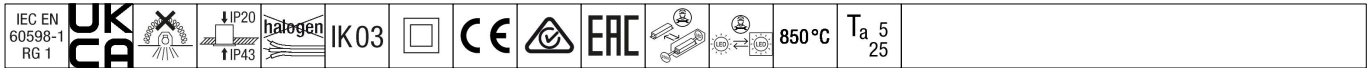


92943853 CETUS3 S 1500-830 HF E3 RWH




Cetus

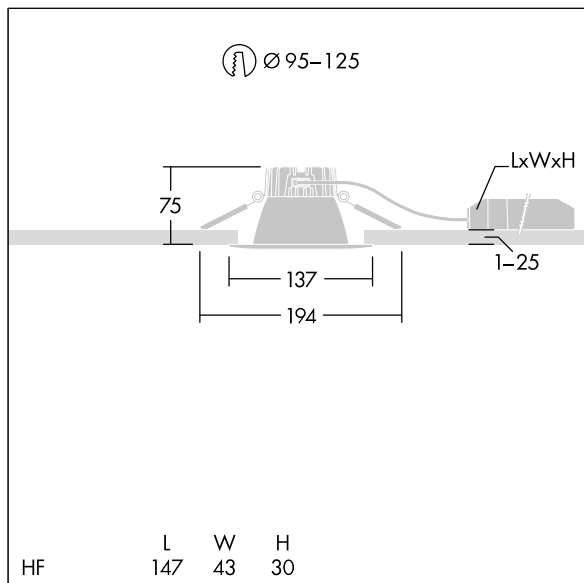
A low height, recessed LED downlight. Suitable for ceiling cut-outs Ø95-125 mm for easy refurbishments or fast initial installations. Remote, pluggable, Fixed output LED driver with 3 hour, manual test, emergency lighting circuit. Body: die-cast aluminium for thermal management. Diffuser: polycarbonate, smooth reflector in white finish with wide beam. Reflector and trim: high quality, highly reflective polycarbonate. Class II electrical, IP43_IP20. Spring clips suitable for ceiling thicknesses from 1 to 25 mm. Complete with 3000K LED

For installation in concrete ceilings please contact sales

Dimensions: Ø137 x 80 mm
 Luminaire input power: 15.9 W
 Luminaire luminous flux: 1450 lm
 Luminaire efficacy: 91 lm/W
 Weight: 0.57 kg



TLG_CTU3_F_S_LED_RWH_Persp.jpg



TLG_CTU3_M_HFS.wmf

This product contains a light source of energy efficiency class D.

All values marked with an * are rated values. Thorn uses tried and tested components from leading suppliers, however there may be isolated instances of technology-related failures of individual LEDs during the rated product lifetime. International standards set the tolerance in initial flux and connected load at ±10%. Unless stated otherwise, the values apply to an ambient temperature of 25°C.

Cetus

92943853 CETUS3 S 1500-830 HF E3 RWH

THORN